

canarie



User Guide:

Using the CAF Guest IdP

Author: Research Software Team

support@science.canarie.ca


canarie.ca | [@canarie_inc](https://twitter.com/canarie_inc)

Introduction

Canadian Access Federation (CAF) single sign-on (SSO) credentials are required for certain CANARIE services.. If you require access to one of these services and your home institution either does not release the required CAF SSO attributes or is not a participant in CAF, it will be necessary to log in using a Guest Identity Provider (Guest IdP) account. This document describes the process to create a Guest IdP account.

Log in

When you have selected the CANARIE service that you would like to access, click on “Log in” from the top navigation bar, as illustrated in the Research Software Registry example below.















Using the CAF Guest Identity Provider (IdP)

At this point, you will be redirected to the CAF Guest IdP login and registration page. As shown in the diagram below, a list of available IdPs are presented. If your home institution IdP is listed, select it and log in using your home credentials.


Otherwise, please select the “CAF Guest IdP” option as highlighted in the diagram below. This will allow you to log in either by using previously-generated guest credentials or by creating a new account.

Sign in to the **CANARIE science site**
Select your Provider

-  CANARIE Inc.
 Canada 9 km
- CAF Guest IdP** — If you do not have an institutional account, register here.
-  Simon Fraser University
 Canada
-  University of Toronto
 Canada
-  University of Victoria
 Canada
-  University of Alberta
 Canada
-  Cybera
 Canada

Q- or search for a provider, such as Example University

► Please help, I cannot find my provider

 Locate me and show nearby providers

Show providers in show all countries

DiscoJuice © UNINETT ⓘ


If you already have guest credentials, enter them in the log-in box provided. If not, create a new account by clicking on the link under “I don’t have an account”.

Enter your username and password

English | Bokmål | Nynorsk | Sámeigiella | Dansk | Deutsch | Svenska | Suomeksi | Español | Français | Italiano | Nederlands | Luxembourgish | Czech | Slovenščina | Lietuvių kalba | Hrvatski | Magyar | Język polski | Português | Português brasileiro | Türkçe | 日本語 | 简体中文 | 繁體中文 | русский язык | eesti keel | עברית | Bahasa Indonesia | Srpski | Latviešu

Enter your username and password

A service has requested you to authenticate yourself. Please enter your username and password in the form below.

 Username

Password

Help!

I don't have an account!

No problem! Click [Here](#) to create a new one and then return to the service to sign in again

SimpleSAMLPHP Copyright © 2007-2010 Feide RnD

You will then be taken to the Guest IdP registration page as shown below.

NOTE: CANARIE is working with CAF institutional members to allow you to log in using your home institution credentials. If your home institution is a CAF member, please use your institutional email address when creating a CAF Guest IdP account to make this transition process seamless.

CAF OpenIdP

English | Bokmål | Nynorsk | Sámeigiella | Dansk | Deutsch | Svenska | Suomeksi | Español | Français | Italiano | Nederlands | Luxembourgish | Czech | Slovenščina | Lietuvių kalba | Hrvatski | Magyar | Język polski | Português | Português brasileiro | Türkçe | 日本語 | 简体中文 | 繁體中文 | русский язык | eesti keel | עברית | Bahasa Indonesia | Srpski | Latviešu

Register new account at CAF OpenIdP Service

The first step is to register and verify your e-mail address. Make sure that you fill in an e-mail address where you can receive e-mail.

E-mail

You will receive an e-mail including a url you have to follow to continue the registration.

Other choices

- Change registered information
- Reset lost password
- Change password

Enter your email address in the box provided and press the “Send e-mail” button. You will be sent an email containing instructions on how to complete the registration process. Follow the instructions in the email to create your credentials.

Once you have created credentials, return to the CANARIE service you were trying to access and follow the process above. When presented with the list of identity providers, select “CAF Guest IdP” and enter the username/password you created.


Here to create a new one and then return to the service to sign in again'."/>

Enter your username and password

English | Bokmål | Nynorsk | Sámeigiella | Dansk | Deutsch | Svenska | Suomeksi | Español | Français | Italiano | Nederlands | Luxembourgish | Czech | Slovenščina | Lietuvių kalba | Hrvatski | Magyar | Język polski | Português | Português brasileiro | Türkçe | 日本語 | 简体中文 | 繁體中文 | русский язык | eesti keel | עברית | Bahasa Indonesia | Srpski | Latviešu

Enter your username and password

A service has requested you to authenticate yourself. Please enter your username and password in the form below.

 Username

Password

Help!

I don't have an account!

No problem! Click [Here](#) to create a new one and then return to the service to sign in again

You will now be registered as a user and logged in to access the appropriate service.

